



5120Wh Portable Power Station User Manual

LFP Portable 5000



Get to know us

Anhui LEAD-WIN New Energy Technology Co., Ltd.

Tel: +86 0551-65600581

E-mail: info@lybess.com

Website: www.lybess.com

First floor, No. 8-5, Liandong U Valley Shushan

International Enterprise Port, 1499 Zhenxing Road,

Shushan District, Hefei City, Anhui, China

CONTENTS



1. Product Information

- 1.1 Battery Overview
- 1.2 Appearance
- 1.3 Front Panel

2. Safety Information

- 2.1 General Safety
- 2.2 Personal Safety
- 2.3 Electrical Safety
- 2.4 Transportation Safety

3. Attentions

4. Specifications

About this Document

This document describes the operation of 5120Wh Portable Power Station (hereafter simply put LFP Portable 5000). Before use LFP Portable 5000, ensure that you are familiar with product features, functions, and safety precautions provided in this document.

1 Product Information

1.1 Battery Overview

The 5120Wh portable power station from LYBESS is designed as a complete unit and is also equipped with sturdy wheels and a suitcase-style telescopic pull handle, making it more convenient to carry on the go. It uses high quality EV-grade LiFePO4 (LFP) batteries with a cycle life of > 2000 cycles, while using a high precision BMS system to protect the batteries in all aspects, for the safety of battery use.

Features

- Premium EV-grade LiFePO4 (LFP) battery
- 2200W AC Super Charge
- Wireless Charge
- 4000W Surge Power Capability
- 1400W UPS Backup
- Versatile Output Ports

1.2 Appearance



1.3 Front Panel



(1) Power Key

(2) 30A MAX AC Output

(3) 20A MAX AC Output

(4) Display Screen

(5) USB-5V/2.4A

(6) 12V10A DC Output

(7) 24V/10A DC Output

(8) 12V/3A DC Output

(9) USB-QC 3.0 18W

(10) USB-PD 100W




2 Safety Information

2.1 General Safety

Please carefully read the manual safety precautions, and observe all the safety instructions on the equipment and in this document.

The "DANGER" , "WARNING", and "NOTICE" statements in this document do not cover all the safety instructions. They are only supplements to the safety instructions.

For user safety and utilization efficiency of this manual, a list of symbols are designed to alert people from danger. You must understand and comply with the emphasized information to avoid personal injury and property damage. Relative safety symbols have been listed below.

 Danger	DANGER indicates a hazardous situation which, if not avoided will result in serious injury and fire.
 Warning	WARNING indicates a hazardous situation which, if not avoided will result in property loss or void warranty.
 Notice	NOTICE indicates normal situation which, if not avoided will result in that battery doesn't work.

Follow local laws and regulations when operating, or maintaining the equipment. The safety instructions in this document are only supplements to local laws and regulations.

2.2 Personal Safety

Personal Requirements

People who plan to maintain battery equipment must be trained, understood all necessary safety precautions, and are able to perform all operations correctly. Only qualified professionals or trained people are allowed to operate and maintain the equipment.

Personal Safety



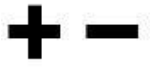





- Do not place battery at a children or pet touchable area.
- Do not touch the energized battery, as the enclosure is hot.
- Do not touch the energized battery terminals.
- Do not stand on, lean on, or sit on the battery.

2.3 Electrical Safety

Symbols on Battery

There are some electrical symbols on battery relate to electrical safety. Please make sure you have fully understand them before installation.

	Electrical danger	Voltage exits when the battery is powered on. Only qualified engineers are allowed to operate.
	Earth connector	Earth connection.
	DC positive and negative connectors	Identify positive and negative connectors of DC power source.
	CE mark	The product meets CE certification.
	WEEE tag	Can't leave battery as garbage disposal.
	Recycle	Battery can be recycled.

2.3 Electrical Safety

Electrical Safety



- Before use, ensure that the equipment is intact. Otherwise, electric shocks or fire may occur.
- Do not connect or disconnect power cables when battery is power-on. Which may cause electric arcs and sparks more overfire or personal injury. Before connecting a power cable, check the positive or negative connectors are correct.
- Do not connect battery to faulty or unqualified charger.
- Do not create short circuits with the external connection.
- Make sure the grid is cut off and the battery is powered off before maintenance.



- Recharge battery in every six months.
- Recharge battery within 10 days after battery is fully discharged.
- When the battery is being use or repaired, make sure the battery is powered off and using a multimeter to make sure there is no voltage in the positive and negative terminals.



- Please use dedicated insulated tools for maintenance.
- Please check lights on sequence when battery power-on.

Environment Safety



- The use position must be away from fire sources and direct sun and rain.
- The use position must be far away from water sources such as taps, sewer pipes, and sprinklers to prevent water seepage.
- Do not expose the equipment to flammable or explosive gas or smoke.
- The operation and service life of the battery depends on the operating temperature. The recommended operating temperature range is from 0°C to 30°C.

2.4 Transportation Safety



- The products passed certification UN38.3.
- The products have MSDS.
- The products belong to class 9 dangerous goods.
- Please protect the packing case from the below situations.
- Being dampened by rains, snows, or falling into water.
- Falling or mechanical impact.
- Being upside-down or tilted.

3 Attentions

- Before using the battery pack, please read the manual carefully to understand the usage and precautions;
- Non-professionals shall not disassemble the battery without authorization;
- Be sure to use the original special charger for charging or the charger agreed by both parties;
- During use or storage, if you find abnormal heating, discoloration, deformation or other abnormalities in the battery, please stop using the battery;
- The storage temperature of the battery is -10~35°C, please place the battery in a dry and cool environment
- Do not bump, apply external force or make the battery fall from high altitude during use;
- If the battery is not used for a long time, the battery pack needs to be charged to more than 80%, turn off the power switch, and store it in a ventilated and dry environment.

4 Specifications

Specifications	LFP Portable 5120-US	LFP Portable 5120-EU
Battery Type	LFP	
Nominal Capacity	5100Wh	5120Wh
Life Cycles	>2000(90%DOD @25°C)	
Weight	50kg(110.23lb)	
Dimension	560*299*487mm / (22*11.8*19.2inch)	
Output	AC Output Rated Power: 2200W	
	AC Output Surge Power: 4000W	
	Output Voltage: 100-120Vac	Output Voltage: 200-240Vac
	Rated Frequency: 60Hz/50Hz	
	Inverter efficiency: $\eta=92\%$	
	USB-A*2(5V2.4A 12W), QC3.0*2(5V3A / 9V2A / 12V1.5A) Type C*2(PD100W, 5V3A / 9V3A / 12V3A / 15V3A / 20V5A)	
	DC24V: 24V/10A*1 DC12V: 12V3A socket*2 Cigar lighter: 12V10A socket*1	
Input	AC Adapter:12V-120V / 15A,Maximum1000W	
	Super-Charge: AC90V-135V/50Hz(60Hz), Max 15A, Max 1600W	Super-Charge: AC190V-260V/50Hz, Max 15A, Max 1600W
	Battery Charging: 12V/8A, 24V/10A	
	Solar Charging: 12V-120V / 15A, Max 1000W	
Operating Temp Range	0-40 °C /32-104°F	
Humidity	10%-90%	
Cooling Strategy	Fan*6	



Learn More: www.lybess.com

E-mail: info@lybess.com