

# HOME ESS







The title 'HOME ESS' is rendered in large, bold, blue letters. The letters are filled with images of a modern house and a landscape with trees and a lawn.

## Home ESS Manual

# Design Scheme



	Function	P6A	P6B	P6C
AC Output	Output Voltage	230V AC; Support for U.S. Grid Standards		
	AC Voltage Range	184-276 VAC		
	Output Frequency	50Hz/60Hz; Auto Detect		
	Frequency Range	45-65Hz		
	Maximum Frequency	65Hz		
	UPS Switching Time	<20ms		
	Rated Output Current	26.09A		
	Rated Output Power	6000VA		
Solar Input	Maximum Solar Output Voltage	550V DC		
	MPPT Range	100V-540Vdc		
	Maximum Solar Output Power	7.8kW		
	Rated MPPT Voltage	360VDC		
	Number of MPPTs	2		
Battery Parameters	Battery Type	LiFePO <sub>4</sub>		
	Rated Capacity	5120Wh; MAX:5120Wh*6		
	Maximum Charge Voltage	58V		
	Minimum Discharge Voltage	42.0V		
	Maximum Continuous Charging Current	100A		
	Maximum Continuous Discharging Current	100A		
Inverter Output	Maximum Output Power	6000VA		
	Output Voltage	230V AC		
	Efficiency	97.8%		
	Rated Output Current	21.7A		
	Output Frequency	50Hz		
	Thd(%)	<3%		
Operating Conditions	Ambient Temperature	-20°C-55°C		
	Ip Rating	IP66		
	Humidity Range	5%-95% Relative Humidity		
	Altitude	<3000m		

Size/Weight/Rated Capacity		
		
600 x 365 x 831mm	600 x 365 x 1061mm	600 x 365 x 1291mm
93Kg	143Kg	193Kg
5120Wh	5120Wh x 2	5120Wh x 3
		
600 x 365 x 1521mm	600 x 365 x 1751mm	600 x 365 x 1981mm
243Kg	293Kg	343Kg
5120Wh x 4	5120Wh x 5	5120Wh x 6